



PineCraft Scaffolding, Inc.

Snappy Unit

1972 Barber Rd.
Sarasota, FL 34240
office: 941.378.4411
fax: 941.378.4412
toll free: 800.755.0676

www.pinecraftscaffolding.com

PineCraft Scaffolding, Inc.

Sales and Rental

1972 Barber Rd.
Sarasota, FL 34240
office: 941.378.4411
fax: 941.378.4412
toll free: 800.755.0676

www.pinecraftscaffolding.com

Pinecraft Scaffolding is committed to meeting your scaffolding needs and providing customer satisfaction along with safety and value. We were founded in 1968 and incorporated in 1983 and bring years of scaffolding experience and knowledge through our office personnel, warehouse team, competent scaffold erectors and safety program. This family owned and operated company offers current and prospective customers the value and confidence they deserve.

For larger scaffold requests and more complex situations, please allow us the opportunity to visit your job or review your plans in order to provide an assessment of the right access solution for a safe and efficient work area. In doing this, we will be able to provide a quote for a straight rental or a turnkey installation for your entire scaffold needs from start to finish. Scaffolding will be erected and dismantled properly, safely, on-time and in compliance with OSHA regulations.

Whether you are a general contractor, a large industrial or commercial contractor, or a small trade contractor, we have what you need and want to thank you for your loyalty and continue to assure you that we will be able to provide you with quality products and service to which you are accustomed.

PineCraft Scaffolding represents the best manufacturers for our clients.

Granite Industries is a leading U.S. manufacturer of a complete line of Scaffold Frames, Utility Scaffolds, System Scaffolds & Scaffold Accessories. We also manufacture Bleacher Seating, Performance Staging, Crowd Control Fencing and several other quality products.

Qual-Craft Started in 1951, Qual-Craft has a long history of engineering, manufacturing and distributing quality products to the building trades. For more than fifty years, Qual-Craft has been the nation's leading manufacturer of light duty scaffolding products, roofing and shingling tools, ladder scaffolds and related safety products.

Werner is a fully integrated manufacturer and distributor of fiberglass, aluminum and wood climbing products. Our products are backed by over 60 years of state-of-the-art product design, thorough testing, and evaluation experience, making us the leader in climbing equipment. We manufacture a full line of safe, professional-grade products for any job and build them to withstand even the most challenging professional jobs. Werner ladders are found on more trucks and on more job sites than all other ladders combined. They are the pro's choice in ladders.

PineCraft Scaffolding

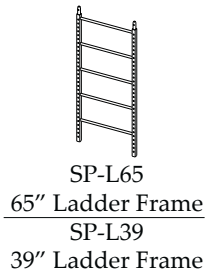
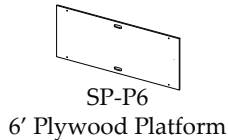
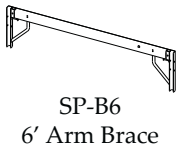
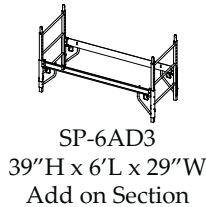
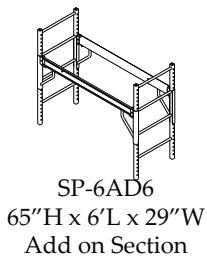
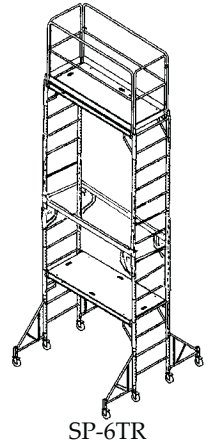
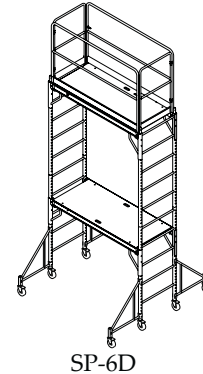
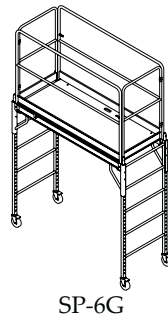
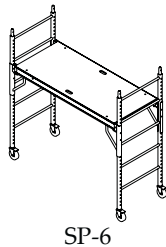
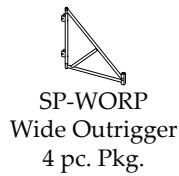

Utility Scaffold - Snappy

Utility Scaffold



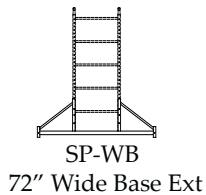
SNAPPY UTILITY SCAFFOLD

Covered by US & International Patents.
The Best Utility Scaffold made!
Maximum 1000 lb. Capacity Distributed.



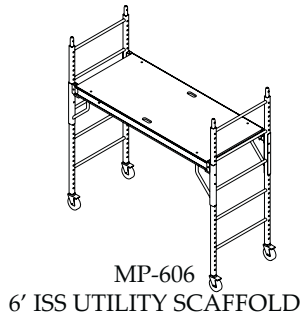
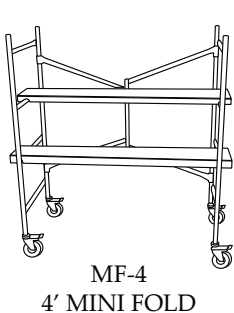
FEATURES

- 29" Wide frames with 2" platform adjustment
- One of the easiest units in the industry to use.
- Rolls through a standard doorway.
- Can stack units for increased work heights.
- Use on level surfaces or on stairs.
- Heavy duty 5/8" plywood deck with steel edge banding
- 2 Pieces make a complete guard rail system including the toeboard
- Powder coated finish. Yellow frames with gray arm braces.



	Pit. Ht. Range	Max. Wk. Ht.	Overall Ht.
SP-6 Single	27"-6'	13'	6'
SP-6G Single w/GR	27"-6'	13'	9'6"
SP-6D Double	27"-12'	18'6"	15'
SP-6TR Triple	27"-17'	24'	20'6"

Patent # 6,471,003, 6,761,247, D520,646



6' ISS UTILITY SCAFFOLD	MP-606.....	145#
OUTRIGGER SET.....	MP-OR.....	25#
GUARD RAIL SET	MP-GRS.....	90#
4' MINI FOLD.....	MF-4.....	75#

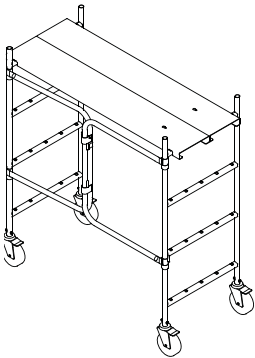
PineCraft Scaffolding

Utility Scaffold - Snappy

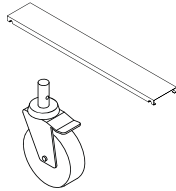
Utility Scaffold

MINI-FOLD SCAFFOLDING

Maximum Capacity 500# Distributed



SAF-T-STEP
Patent # 6,971,477



MINI-FOLD SCAFFOLD

25" wide x 74" high x 52" long – Includes 4 locking 5" casters & 2 steel platforms

..... MF62T 119#

MINI-FOLD SCAFFOLD

25" wide x 62" high x 52" long – Includes 4 locking 5" casters & 2 steel platforms

..... MF52T 96#

MINI-FOLD SCAFFOLD

21" wide x 52" high x 44" long – Includes 4 locking 5" casters & 2 steel platforms

..... MF44T 73#

Replacement Parts

44"L STEEL PLATFORM (for MF44)..... MF-PST44 15#

52"L STEEL PLATFORM (for MF52 & MF62) MF-PST52 19#

CASTER 5" MF-C5 4#

1-1/4" SNAP PIN (1/4" dia.) SN1.25 1#

POWER Snappy

MOTORIZED WORK PLATFORM

Joystick steering has adjustable speed control. In addition, soft start/stop are provided for safer operation.

This unique joystick also includes built in error lights for quick and easy trouble shooting.



Patented safety features add security and safety to the deck platform.

Platform heights are adjustable from 24"-60" (approx 12' working height).



G-pin and a snap pin secure the arm braces on the power snappy.



Complete guard rails are provided and open at both ends for easy boarding access.




Industry standard Anderson Power Products connectors are used on the Power Snappy. These connectors allow easy connection and disconnection.

Features an enclosed power case that houses two 12 volt sealed AGM 32 amp hour batteries.



Two 24v hub motors with integrated brake system propel the Power Snappy.

Each motor is rated for 6000 hrs of use.



Power snappy is wired with an onboard charger that is accessed with a built in electrical inlet.

A lockout switch (2 keys included) provides added security on the job site.

Be sure to visit www.YouTube.com/GraniteInd to view video clips of the Power Snappy in use!



